



COMMUNITY PARTNER GUIDE TO COMMUNITY ENGAGED LEARNING



experience



REFLECT



conceptualize



APPLY



Western
UNIVERSITY • CANADA



TABLE OF CONTENTS

What is Experiential Learning?	3
Kolb's Model of Experiential Learning	3
What is Community Engaged Learning?	4
How Does CEL Differ from Other Forms of Learning?	5
What are the Benefits for Community Partners Engaging in the Community Engaged Learning Program?	5-6
What forms can Community Engaged Learning Take?	7-8
What Kinds of Things Can Students Do at/for my Organization?	8
How Much Time Can the Student Dedicate to my Organization?	8
What Expectations Have Been Placed on the Student by Western?	9
How Are Students Evaluated for their Work Within My Organization?	10
How Are the Student(s) Matched with Partnering Organizations?	11
Will the Student Have a Police Check?	11
Is Service Learning the Right Fit for my Organization?	12-13
What Are the Roles and Responsibilities of the Designated Supervisor?	14
Tips For Managing Students Doing an Experiential Learning Placement or Project	15
References	16

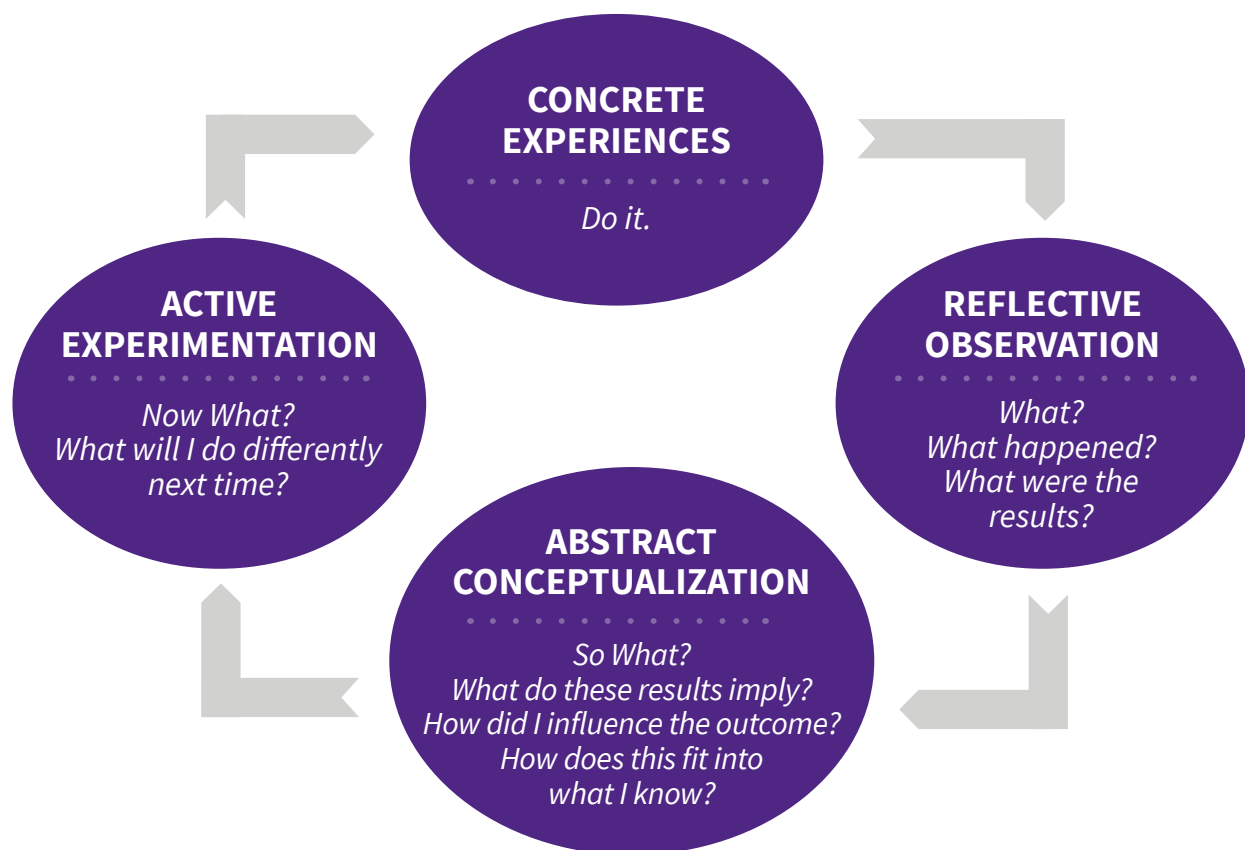
WHAT IS EXPERIENTIAL LEARNING?

Experiential Learning can be broadly characterized as “learning by doing” or “applied learning” or learning through “trial and error”.

Experiential learning exists when a personally responsible participant cognitively, affectively, and behaviourally processes knowledge, skills and/or attitudes in a learning situation characterized by a high level of active involvement (Hoover and Whitehead, 1975).

Research carried out in the cognitive sciences reveals that students learn academic course concepts more deeply when they are able to apply abstract concepts (theory) to concrete points of reference (experience) (Eyler, 2002, p. 520-521).

KOLB'S MODEL OF EXPERIENTIAL LEARNING (1984)



WHAT IS COMMUNITY ENGAGED LEARNING?

The Carnegie Foundation for the Advancement of Teaching defines “community engagement” as “collaboration between institutions of higher education and their larger communities (local, regional/state, national, global) for the mutually beneficial exchange of knowledge and resources in a context of partnership and reciprocity” (Carnegie Foundation for the Advancement of Teaching).

The purpose of “community engagement” is to build partnerships wherein college and university knowledge and resources can be shared with those in the public and private sectors. These partnerships can contribute to (Carnegie Foundation for the Advancement of Teaching):

- enrich scholarship, research, and creative activity;
- enhance curriculum, teaching and academic learning;
- prepare students to serve as educated and engaged citizens;
- strengthen democratic values and civic responsibility;
- address critical societal issues;
- and contribute to the public good.

At Western University, Community Engaged Learning (CEL) is used to describe pedagogical approaches that aim to achieve both academic and civic outcomes for students, while making a meaningful contribution to both local and global communities through reciprocal partnerships. In this way, CEL is a form of experiential learning that places students in partnerships with community and industry partners, and includes elements of Community Service Learning (CSL), Community Based Research (CBR), and Community Engaged Scholarship (CES).



HOW DOES CEL DIFFER FROM OTHER FORMS OF LEARNING?

Community Engaged Learning differs from traditional forms of learning because it brings course content to life by providing students opportunities to apply their course-based knowledge within real-world settings. CEL also endeavors to instill a sense of civic engagement and social responsibility in students. Through their CEL experience and reflection students learn “socially responsive knowledge” affording them the skills necessary to identify and provide solutions for social problems.

Community Engaged Learning is not about the addition of engagement to learning, but rather the integration of engagement with learning. In these settings, the students’ observations and experiences in the community are as integral to the students’ academic learning as class lectures and library research (Howard, 1998, p. 21). Through their engagement experiences and reflection, academic learning is informed and transformed, and the academic learning informs and transforms the engagement experience, creating a reciprocal relationship between service and learning (Howard, 1998, p. 21).

To be clear, community engaged learning is not an internship or a volunteer role. CEL students differ from both volunteer roles and internships in that their service engagement is completed in conjunction with their academic course as part of their grade, whereas volunteer work is not associated with academic work and internships are typically stand-alone learning experiences without a substantial class component.

WHAT ARE THE BENEFITS FOR COMMUNITY PARTNERS ENGAGING IN THE COMMUNITY ENGAGED LEARNING PROGRAM?

The following list describes some of the many benefits for community partners who are involved with CEL at Western:

- Student commitment to the organization and quality of work is increased due to the evaluative component of their service
- Students can bring fresh perspectives, new insight and enthusiasm, and creativity to the agency/organization
- Gain experience with community development

- Increased capacity through additional human resources.
- Students can provide office support or work on long-term projects that meet defined needs within the organization.
- Increased awareness of your organization as students become familiar with your mission and share the work they are doing with peers and professors in the Western community.
- Increase public awareness of key issues and potentially correct misconceptions
- Recruitment of volunteers and employees.
- Network with colleagues in other organizations and agencies.
- Identify and access other university resources; build relationships with faculty and staff Knowledge exchange through active participation in the learning process.

RBC COLLABORATIVE COMMUNITY PARTNER PROJECT GRANT

This project grant aims to support the continuation of projects that arise from current Community Engaged Learning programs at Western. These projects must represent a collaboration between Western University students and community partner organizations in London-Middlesex County and must arise out of an initiative from The Student Success Centre (please note that non-profit organizations will take higher priority in the adjudication process, but all industry partners are invited to apply as well). These awards are given 2 times per year.

RBC COMMUNITY PROFESSOR AWARD

This award is by nomination only and is given to a Community Partner of Western University to recognize the work of an individual who has demonstrated outstanding commitment to Community Engaged Learning and advancing the academic experience of students by guiding them through a community project. This award exists to recognize those who have partnered with experiential learning programs that operate out of The Student Success Centre. Recipients of this award are announced in April.

Partners of CEL programs will also be invited to attend an End-of-Year Appreciation Lunch following the commencement of the academic year.

WHAT FORMS CAN COMMUNITY ENGAGED LEARNING TAKE?

Community Engaged Learning can take two forms:

PLACEMENT-BASED CEL

Students spend between 2-6 hours a week over a course term working on site at the organization fulfilling a specified need(s) determined by community partner

PROJECT-BASED CEL

Students work in groups (approx. 3-10 students) to complete a project and deliver a specific outcome as determined by the community partner.

PLACEMENT-BASED CSL

This type of CEL involves the student going to work within the agency/organization for a set amount of hours, and on a set weekly schedule. The intention of a placement is to have the student fully immersed in the day to day functions of an industry/community partner agency. Students can be involved in any kind of work deemed suitable by the agency, with intention that students' involvement directly connect to the course content and learning objectives.

It is also possible for students to take on special, independent projects that meet an agency/organizations need during their placement hours. It is our hope that students will become fully oriented within the organization such that they become familiar with the site location and all projects and endeavors undertaken by the organization.

PROJECT-BASED CSL

This type of CEL usually involves students working in groups of approximately 3-10 students to complete a project that fulfills a need for the partnering community organization. This format differs from a placement, as most of the work is completed independently and off-site from the organization. With these partnerships, community supervisors act as a resource to the student(s) and set the scope of the project being undertaken. Projects should have tangible outcomes for both the student and the organization. It is our hope that students will become acquainted with the organization through a volunteer orientation and site tour, and understand and participate in some of the ongoing projects and endeavors undertaken by the organization.

The Student Success Centre has come up with a project management tool that community partners may access. These can be found online in the “Resources” section of the Community Partner website: www.cslpartners.uwo.ca The Student Success Centre has come up with a project management tool that community partners may access. These can be found online in the “Resources” section of the Community Partner website: www.cslpartners.uwo.ca

WHAT KINDS OF THINGS CAN STUDENTS DO AT/FOR MY ORGANIZATION?

CEL students can be involved in a broad range of industry and community organizations that provide an entire spectrum of services, including but not limited to social services, sports and recreation, arts and culture, education and research, and environmental causes. What students will be doing for the organization will depend on the course outcomes, CEL format (project or placement), and the needs of the industry or community partner. Whereas some students could create an awareness campaign for an environmental issue, others could be supporting, tutoring, or mentoring disadvantaged populations. Students could also be involved with event coordination, fundraising efforts, and the development of informational or marketing resources. Other tasks for students may involve the development, assessment, or evaluation of programs, assisting with clients, and literature reviews or executive summaries. Ultimately, the scope of involvement will be wholly determined by the industry or community partner to fulfill a need within their organization.

HOW MUCH TIME CAN THE STUDENT DEDICATE TO MY ORGANIZATION?

Placement-based CEL students are typically required to devote a minimum of 2 hours per week for 8-10 weeks during an academic term; however, the number of hours and duration of time spent in the placement varies from course to course. For project-based CEL, each student is expected to dedicate a minimum of 2 hours per week for approximately 8-10 weeks toward their work on the designated project. Students are not generally expected to be engaged in CEL service hours in the months of December and April, as they are in exams at this time.



WHAT EXPECTATIONS HAVE BEEN PLACED ON THE STUDENT BY WESTERN?

Experiential Learning at Western is committed to sending high-quality students to community partner organizations. As such, the following expectations are placed on students:

- Experiential Learning at Western is committed to sending high-quality students to industry and community partner organizations. As such, the following expectations are placed on students:
- Be punctual and reliable (e.g., be on time and meet scheduled deadlines).
- Dress appropriately – avoid wearing offensive, sloppy, revealing, or tight clothing. Consult with your community partner supervisor about appropriate attire within their organization.
- Participate in all activities that prepare you for your CEL role (e.g., understanding theory, site visits, risk management, planning, meeting with supervisors and group-mates, developing goals, etc.,).
- Behave and communicate in a professional manner.
- Appoint a liaison between student group and community partner (for project-based CEL).
- Employ effective teamwork and problem solving skills Embody the dual role of learner and service provider.
- Be prepared for phone or face to face meetings and service hours.
- Respect diversity.
- Graciously accepting supervision and feedback.
- Respect rules of confidentiality when dealing with sensitive or private information.
- Actively engage in your service experience.
- Be proactive and flexible with your service and educational expectations.
- Engage in regular and efficient communication with your community partner.
- Produce high-quality work.
- Accept the responsibility inherent in community engagement and respectful relationship building.

HOW ARE STUDENTS EVALUATED FOR THEIR WORK WITHIN MY ORGANIZATION?

The CEL team and course instructor are committed to ensuring that the CEL experience aligns with course learning outcomes. As such, assessment and evaluation measures are specifically designed to integrate course content with students work and involvement with their industry or community organization. Methods for evaluating students include, but are not limited to:



- Reflective essays or papers
- Reflective journals
- In-class discussion
- Executive summaries or reports

- Individual or group presentations
- ePortfolio presentations
- Quizzes
- Online discussions
- Response papers

- Debriefing meetings
- Project notebooks
- Final synthesis of learning
- Research proposal
- Newspaper article
- Posters



These assessment and evaluation methods can be tailored to provide an accurate reflection of student's engagement within the community organization and understanding of course concepts. In addition, students are also required to track their involvement in your organization through an application called myEL.uwo.ca. This will allow students, on a bi-weekly basis, to report on the work they have completed for their industry or community partner organization. Reports can be generated for partnering organizations upon request. Participation in these CEL logs ensures that students are "on-track" and engaged with their CEL experience and that they are contributing to the industry or community organization.

As a partner, it is a good idea to be aware of and understand the overarching learning outcomes for the course, in addition to the CEL objectives and outcomes. This is because it can help guide and inform your community partner supervisory role and the parameters with which your students can be involved and engaged.

HOW ARE THE STUDENT(S) MATCHED WITH PARTNERING ORGANIZATIONS?

Before the commencement of any CEL course, partnerships with community organizations have already been established. Typically, the CEL coordinator will share information with each class about engaged community partners, and then subsequent matches will be determined based on students' expressions of interest and learning motivations.

Other methods for matching students with partners include interviews with your instructor or professional "speed dating". It is important to note that the process for matching students (or groups) with community partners is at the discretion of the instructor and/or CEL coordinator and varies depending on the course.

WILL THE STUDENT HAVE A POLICE CHECK?

When community partners are discussing partnership with The Student Success Centre, they will be asked to identify the type of Police Records Check for students required by their organization for the work that they will be engaged in. Since students are receiving credit for their engagement with your organization, London Police Services has requested that students seek Police Records Checks for Employment Purposes, and thus, students will pay the full fee of \$45.

It is not recommended that organizations put students through their regular volunteer program; however, we ask that organizations provide students with any supporting documentation they would require to get the appropriate record check. Since there is a cost incurred to the students, we would ask you to carefully consider the work of the students and the necessity for a Police Records Check. The Student Success Centre is committed to ensuring compliance with organizational requirements, and as such has allotted funding of up to \$20 to assist students with the cost of these Police Records Checks.



IS SERVICE LEARNING THE RIGHT FIT FOR MY ORGANIZATION?

There are many factors that a community partner should consider when deciding whether or not to take on CEL students. Although each organization will have a unique interest and goal for engaging service-learners, the following are factors that all organizations should consider before determining if CEL is right for the organization:

TIME, ENERGY AND RESOURCES

- Does the organization have a staff member that can commit to serve as the students supervisor and mentor? Does that staff member have the time, energy, and enthusiasm to serve such a role, to provide consistent feedback, and to commit to evaluating students involvement and project/deliverable?
- Does the organization have the resources necessary for the successful completion of the desired project/deliverable?
- If the project or placement involves students working on-site, is their space to accommodate them?

PREPARATION FOR STUDENTS

- Pre-planning is necessary for successful CEL involvement.
 - Meetings with CEL coordinators and faculty members are needed to flesh out the details of the scope of student's involvement and potential projects.
- Preparation of "welcome package" that can orient students to your organization and its missions and values.
- Tasks and activities, and policies and procedures should be clearly-described and outlined before service-learners begin their involvement.
- Staff at the organization should be informed about the student's involvement.
- Be mindful of the amount of time student supervision may require and ensure that you and/or another staff person have made an appropriate plan to accommodate the student(s) need.

CEL PROJECT/DELIVERABLE

- Ensure the necessary resources and supports are available for the project/deliverable to be completed.
- Determine the feasibility of projects/deliverables given time-frame and number of hours students are able to commit.

OTHER RESPONSIBILITIES

- Partnering organizations may be asked to give a presentation to the respective class they are collaborating with to inform student(s) about their organization and the particular tasks and project(s) they intend to have student(s) involved with.
- Providing feedback to faculty and/or CEL coordinator regarding the CEL experience/involvement.
- Clarify roles and understand responsibilities of the CEL coordinator, faculty member, students, and designated supervisor from partnering organization.

After carefully evaluating these factors, decide whether or not CEL is right for your needs and your organization. If it is, please contact the Community Engaged Learning team at cel@uwo.ca or The Student Success Centre (519.661.3559) to learn how to form a partnership or to discuss other experiential learning opportunities offered at Western University.



WHAT ARE THE ROLES AND RESPONSIBILITIES OF THE DESIGNATED SUPERVISOR?

A Partnership Agreement signed between the community organization and Community Engaged Learning at Western will outline the roles and responsibilities of all parties. They include but are not limited to:

- Meeting with the students at an agreed upon time at a designated space within your organization during the first week of partnership to provide:
 - A tour of your organization (if applicable).
 - A brief history of your organization.
 - A safety orientation highlighting any regulated safety requirements as well as any site-specific safety items that participants should be aware of.
 - Any additional training or orientation requirements that would enable students to effectively complete their assigned project(s) or task(s).
- Have and maintain active liability insurance for the duration of the placement. If your organization does not have liability insurance, this must be disclosed to Western prior to signing this agreement.
- Complete 'Community Partner and Student Expectations' template with the student(s) to ensure that mutual expectations in terms of project scope, communications plans, and the intended deliverables of the partnership between the organization and the students are clear at the beginning of the placement or project.
- Provide necessary guidance and resources to students who partner with your organization as they complete assigned projects or tasks (e.g., answer student questions, assist with troubleshooting, provide feedback and suggestions).
- Communicate any concerns about Western Student(s)', conduct, performance, safety, and project progression with the designated Western faculty/staff contact immediately.

Western recognizes and acknowledges the right of the community partner to terminate the partnership where student concerns compromise the community partner project, program or organization.

- Communicate any incidents (workplace accident, medical emergency, etc.) that occur during the placement with the designated Western faculty/staff contact immediately.
- Complete a brief online evaluation upon the completion of the placement.

TIPS FOR MANAGING STUDENTS DOING AN EXPERIENTIAL LEARNING PLACEMENT OR PROJECT

- Hold an initial meeting with the student(s) in your organization if possible. During this meeting, please provide the students with a background of your organization and the work you do as well as discuss any expectations that you would have of the student. This would be a good time to review the *Student and Community Partner Expectations Agreement* with the students to ensure everyone is on the same page, understands the work they are to complete, and the deadlines by which it should be achieved.
- Regular communication is key. It is our hope that both the community partner and student keep open lines of communication, and that any problems, concerns or questions are addressed appropriately.
- Be aware of the learning outcomes of the course and take time to discuss with the student(s) how the work they are doing with your organization is linked to the learning outcomes.
- Recognize that while the student has dedicated his/her time to your organization, the Experiential Learning course represents just one course out of a regular 5-course workload. Please discuss expectations with the students with this in mind, and adjust placement hours and project scope accordingly.
- Share your experience! Students appreciate the opportunity to hear about the professional paths of their community partner supervisors. Share your educational background, why you chose your specific career, and the steps you took to get where you are.
- If any concerns arise about student conduct or performance, please contact your respective CEL Coordinator to discuss these concerns. The CEL Team will work with the faculty member and the student to resolve any concerns.



REFERENCES

- Astin, A. W., Vogelgesang, L. J., Ikeda, E. K., Yee, J. A. (2000). Executive summary: How service learning affects students. Los Angeles: University of California, 2000.
- Conway, J.M., Amel, E. L., & Gerwein, D. P. (2009). Teaching and learning in the social context: A meta-analysis of service learning's effects on academic, personal, social, and citizenship outcomes. *Teaching of Psychology*, 36(4), 233-245.
- Eyler, J. (2002) Reflection: Linking Service to Learning. *Journal of Social Issues*, 58 (3), p. 517–534.
- Furco, A. (1996). Service-learning: A balanced approach to experiential education. *Expanding boundaries: Serving and Learning*, 1, 1-6.
- Gemmel, L. J., & Clayton, P. H. (2009). A Comprehensive Framework for Community Service-learning in Canada. Canadian Alliance for Community Service-Learning. Retrieved from <http://www.communityservicelearning.ca/en/documents/AComprehensiveFrameworkforCSL.pdf>.
- Hoover, & Whitehead, C. (1975). An experiential-cognitive methodology in the first course in management: Some preliminary results. *Simulation games and experiential learning in action*, 2, 23-25.
- Howard, J. (1998). Academic Service Learning: A counternormative pedagogy. *New Directions for Teaching and Learning*, 73, 21-29.
- Howard, J. (2001). Service-learning Course Design workbook. Ann Arbor, MI: Edward Ginsberg Center for Community Service, University of Michigan.